

LINARA

ROMO fabric

SELECTED COLOURS BY HAY



198



196



103



415



443



311



142



216

An exquisite cotton-linen blend, Linara has a beautiful brushed finish with an exceptionally soft, peach-skin feel that adds a luxurious quality to this versatile plain.

Collection Linara

Composition 63% CO 37% LI

Width 140 cm / 55.12"

Price group 1

Martindale 36,000

Lightfastness 6

FIRE RATINGS

/ BS 5852 PART 1 IGN 0 (CIGARETTE) - UK

/ EN1021 PART 1 UPHOLSTERY - EU

/ NFPA260 - US

/ CAL117 - US

OPTIONAL FIRE RATINGS

/ BS5852 PART 1 IGN 0 AND IGN 1 (CIGARETTE AND MATCH)

- WITH DUB BACK COATING - UK DOMESTIC

/ EN1021 PART 2 UPHOLSTERY - WITH DUB BACK COATING) - EU

/ BS5852 PART 2 CRIB 5 - WITH CUB BACK COATING - UK CONTRACT*

*Price and delivery time per request.


Note: Due to variations in computer screens, we cannot guarantee that the colours shown here are truly representative of our products.

HAY

RUSKIN

ROMO fabric


SELECTED COLOURS BY HAY



133



05



12



11

Note: Due to variations in computer screens, we cannot guarantee that the colours shown here are truly representative of our products.

Perfect for upholstery this versatile plain portrays a natural quality with an element of textural luxury. A blend of viscose, linen and wool creates a beautiful movement of colour and gives the fabric a textured appearance.

Collection Ruskin

Composition 70% VI 15% LI 10% WO 5% PA

Width 140 cm / 55.12"

Price group 2

Martindale 60,000

Lightfastness 5+

FIRE RATINGS

/ BS 5852 PART 1 IGN 0 (CIGARETTE) - UK

OPTIONAL FIRE RATINGS

/ BS5852 PART 1 IGN 0 AND IGN 1 (CIGARETTE AND MATCH)
- WITH DUB BACK COATING - UK DOMESTIC

HAY

OLAVI

ROMO fabric

SELECTED COLOUR BY HAY



Charcoal 03

Note: Due to variations in computer screens, we cannot guarantee that the colours shown here is truly representative of our products.

A beautiful, textural semi-plain with an irregular weave structure and understated appearance, available in a range of contemporary shades.

Collection Alston

Composition 45% VI 36% CO 15% PC 4% LI

Width 138 cm / 54.3"

Price group 1

Martindale 50,000

Lightfastness 6

FIRE RATINGS

/ BS 5852 PART 1 IGN 0 (CIGARETTE) - UK

/ EN1021 PART 1 UPHOLSTERY - EU

/ NFPA260 - US

/ CAL117 - US

OPTIONAL FIRE RATINGS

/ BS5852 PART 1 IGN 0 AND IGN 1 (CIGARETTE AND MATCH)

- WITH DUB BACK COATING - UK DOMESTIC

/ BS5852 PART 2 CRIB 5 - WITH CUB BACK COATING

- UK CONTRACT*

*Price and delivery time per request.

HAY

RODEN

ROMO fabric


SELECTED COLOURS BY HAY




04



05



06



08

Note: Due to variations in computer screens, we cannot guarantee that the colours shown here are truly representative of our products.

A textural viscose linen with a subtle sheen and wonderful natural appearance.

Collection Alston

Composition 55% VI, 24% LI, 10% CO, 8% PL, 3% PA

Width 140 cm / 55.12"

Price group 3

Martindale 50,000

Lightfastness 5+

FIRE RATINGS

/ BS 5852 PART 1 IGN 0 (CIGARETTE) - UK

/ EN1021 PART 1 UPHOLSTERY - EU

/ NFPA260 - US

/ CAL117 - US

OPTIONAL FIRE RATINGS

/ BS5852 PART 1 IGN 0 AND IGN 1 (CIGARETTE AND MATCH)

- WITH DUB BACK COATING - UK DOMESTIC

/ BS5852 PART 2 CRIB 5

- WITH CUB BACK COATING - UK CONTRACT*

* Price and delivery time per request.

HAY

CARE

LOLA VELOUR

- / Vacuum the furniture regularly using the upholstery nozzle /or brushing with a soft clothes brush – always in the direction of the nap to remove dust and avoid fluff and pilling.
- / To rejuvenate velour and restore its pile, rub it with a well wrung, slightly damp cloth in the direction of the nap.
- / When you sit on velour fabric, you exert a pressure that forces the nap in different directions. Together with heat, rising air humidity, body moisture and the type of upholstery, this can cause these changes of direction to become fixed, creating a slight change in colour. This is a typical property of velour, and is neither a defect nor a sign of low quality. This effect can be removed by applying a damp (not wet) cloth and leaving it overnight, which will restore the pile to its original direction. The upholstered furniture should not be used until it is completely dry. If necessary, a hair dryer can be used at a low temperature setting.
- / The same result can be achieved by steaming or spraying distilled water at a distance of 20 cm from the fabric for a few seconds, before leaving overnight. Care should be taken not to spill large quantities of water on the fabric. It is advisable to treat the whole surface in order to avoid shading. This treatment can be repeated if necessary. After this treatment, the upholstered furniture must be completely dry before it can be used again. A hair dryer at a low temperature setting can be used. To restore the pile to its original direction, please brush with a soft brush.

ROMO FABRICS

- / Vacuum the furniture regularly using the upholstery nozzle to remove dust and avoid fluff and pilling.
- / Straighten the fabric with your hands from time to time. Wrinkles in the fabric can be straightened using a steamer.
- / Soak up spilled liquids immediately with an absorbent napkin or cloth by dabbing gently towards the centre of the stain.
- / Never use concentrated detergents or bleach, ammonia, optical brighteners or soap intended for hard surfaces.
- / We do not recommend spot cleaning of individual marks and stains as this damages the fabric and causes colour loss.
- / If the stain persists, consult a specialist cleaner.

HAY