



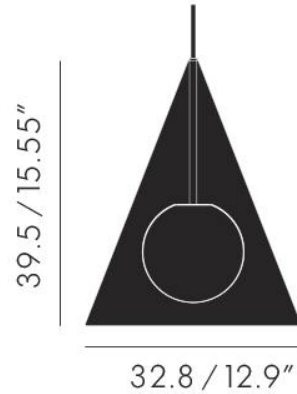


**Plane Round Pendant**

An exercise in expressive minimalism. A series of basic silhouettes made from a brass plated steel frame and a double layered white blown glass shade. Available in round and triangle pendants and as a round table light.

Process	Plane pendants are formed of a polished brass plated steel frame and double layered white blown glass shade.
Year of Design	2014
Material	Glass, brass plated steel
Product Code	SLL01BEU
Type	Pendant light
Colour	● Brass ○ White
Cleaning Instructions	Clean with a soft dry cloth only. Do not use polishing agents, water or abrasive materials when cleaning. Always switch off the electricity supply before cleaning.

	Bulb spec	25w (max) G9 halogen		
	EU/UK			
	Cable length	250cm / 98.4in		
	Cable colour	Black		
	Packaging (m)	H	W	D
	SLL01BEU	0.22	0.30	0.30
	Weight (kg)	2		
	SLL01BEU			
Dimensions (cm/in)				
Ø 25cm / 9.8in				
H 25cm / 9.8in				



### Plane Triangle Pendant

An exercise in expressive minimalism. A series of basic silhouettes made from a brass plated steel frame and a double layered white blown glass shade. Available in round and triangle pendants and as a round table light.

Process	Plane pendants are formed of a polished brass plated steel frame and double layered white blown glass shade.
Year of Design	2014
Material	Glass, brass plated steel
Product Code	SLO2BEU
Type	Pendant light
Colour	● Brass ○ White
Cleaning Instructions	Clean with a soft dry cloth only. Do not use polishing agents, water or abrasive materials when cleaning. Always switch off the electricity supply before cleaning.



Bulb spec  
EU/UK 25w (max) G9 halogen



Cable length 250cm / 98.4in  
Cable colour Black



Packaging (m)	H	W	D
SLO2BEU	0.22	0.37	0.47



Weight (kg)  
SLO2BEU 4

Dimensions (cm/in)  
Ø 32.8cm / 12.9in  
H 39.5cm / 15.55in